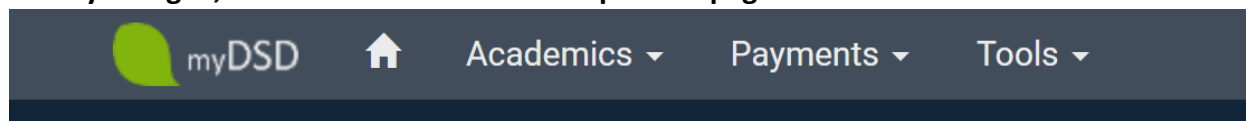
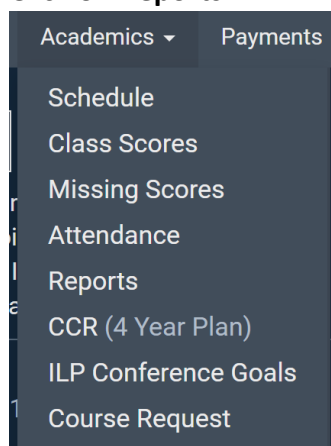


How to Print Schedules and Locker Information (If applicable)

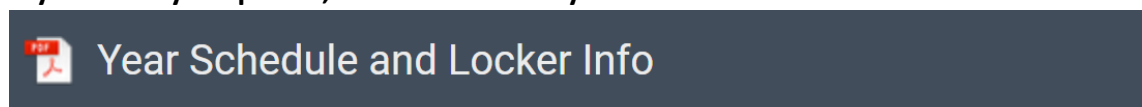
1. Go to [myDSD](#) and login in using your credentials. If you forgot your password, you can reset it by clicking the Forgot Password link.
2. Once you log in, click on Academics at the top of the page.



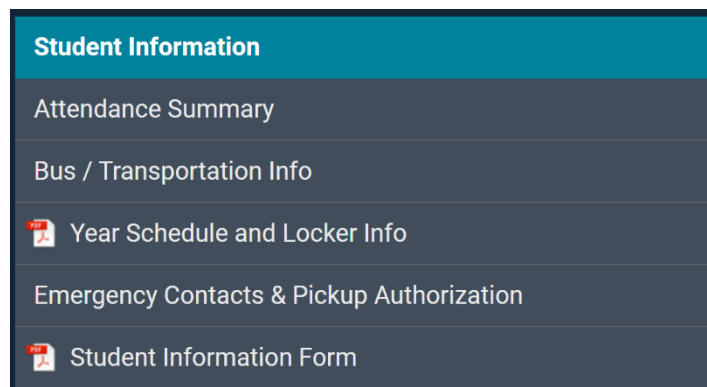
3. Click on Reports.



4. If you're on your phone, scroll down until you see.



5. If you're using a computer, the Year Schedule and Locker Info will be on the right-hand side, under Student Information.



6. Once you click on the Year Schedule and Locker Information, you can locate your locker information, if applicable, at the top right-hand corner.